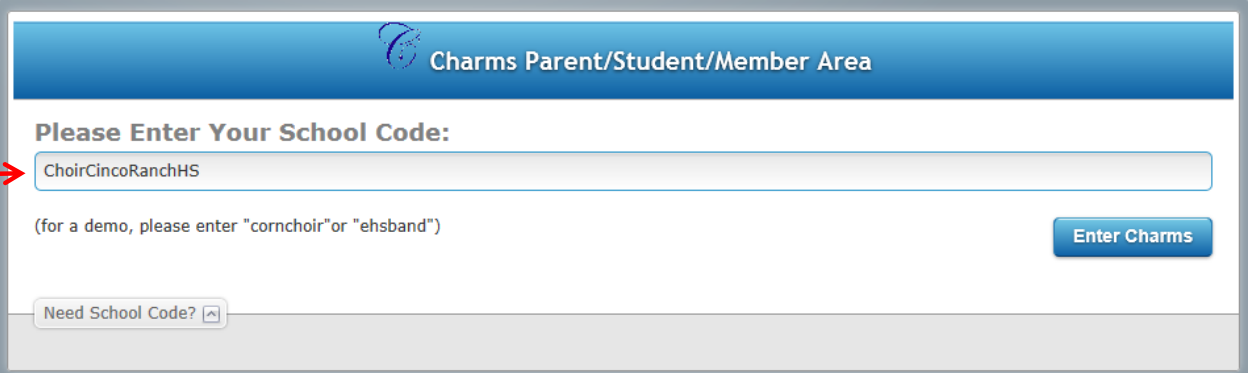


Instructions to Log on to Charms and update student and parent information

1. Go to <https://www.charmsoffice.com/charms/plogin.asp>
2. Enter the school code **ChoirCincoRanchHS** and click on the Enter Charms button



Charms Parent/Student/Member Area

Please Enter Your School Code:

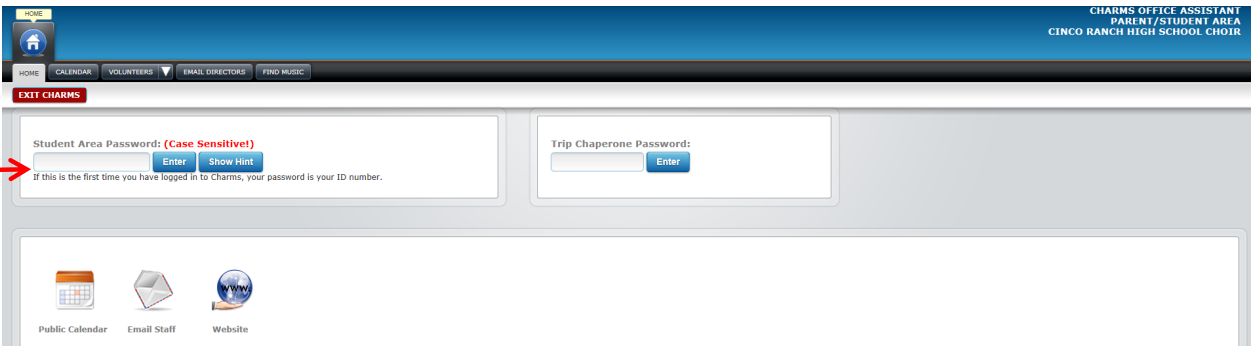
ChoirCincoRanchHS

(for a demo, please enter "cornchoir" or "ehsband")

Enter Charms

Need School Code?

3. Enter your student password. If this is your first time to use Charms, your student may obtain this from the Choir Director.



CHARMS OFFICE ASSISTANT
PARENT/STUDENT AREA
CINCO RANCH HIGH SCHOOL CHOIR

HOME CALENDAR VOLUNTEERS EMAIL DIRECTORS FIND MUSIC

EXIT CHARMS

Student Area Password: **(Case Sensitive)**

Enter Show Hint

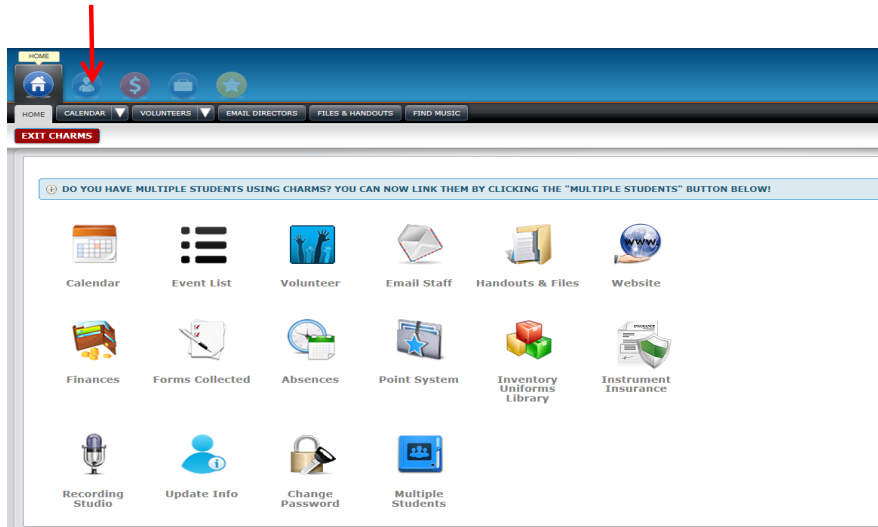
If this is the first time you have logged in to Charms, your password is your ID number.

Trip Chaperone Password:

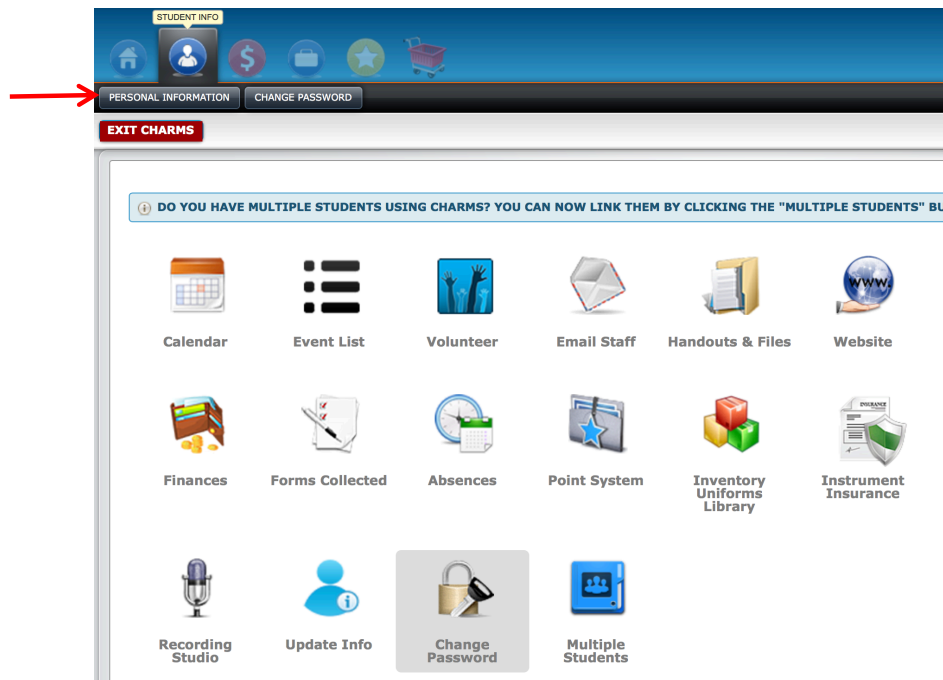
Enter

Public Calendar Email Staff Website

4. Click on the **blue Person icon (Student Info)**



5. Click on the Personal Information button



6. Enter required information for student and parents on the next screen.

For questions, contact crhschoirkaty@gmail.com